



SHIPPING / RECEIVING SCALE FS SERIES

Model:
FS-250/500
FS-500/1000



Available capacities: 500 lb and 1000 lb

Product features

- ✓ LED display with backlight
- ✓ Heavy duty platform
- ✓ Robust stainless steel construction
- ✓ Hermetically sealed display
- ✓ Toggles between kilograms and pounds
- ✓ Tare function
- ✓ RS 232 serial communication


Technical specifications

Capacity	500 lb (250 kg) 1000 lb (500 kg)
Minimal division	0.1 lb / 0.05 kg 0.2 lb / 0.1 kg
Input voltage power adapter	100 to 240 Vac 50/60 Hz
Output voltage	9v 500 mA
Max. Tare	500 lb / 250 kg 1000 lb / 500 kg
Plate dimensions	21 ¼ x 20 in
Operation temperature	14 to 104 °F (-10 to 40 °C)
Storage temperature	-4 to 122 °F (-20 to 50 °C)
Net weight	65.47 lb (29.7 kg)
Total weight (package included)	88.18 lb (40 kg)

Product highlights



Easy to read



Large Platform

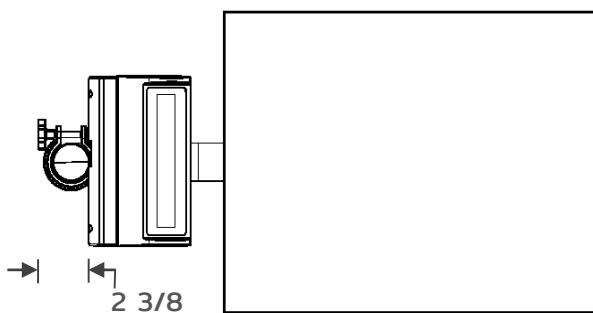
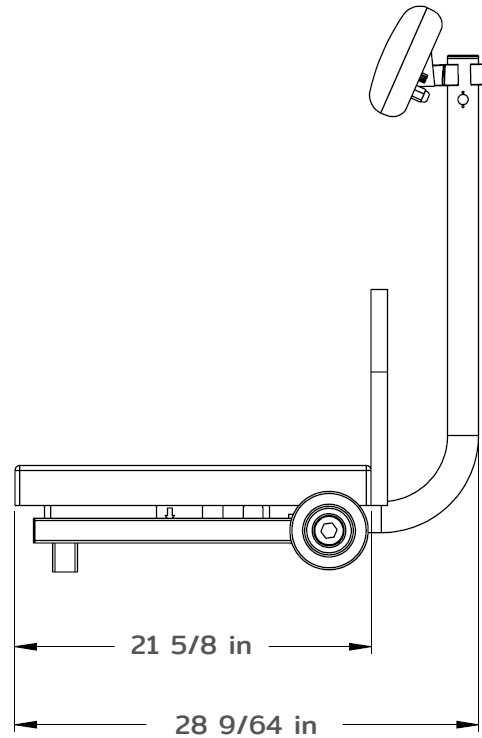
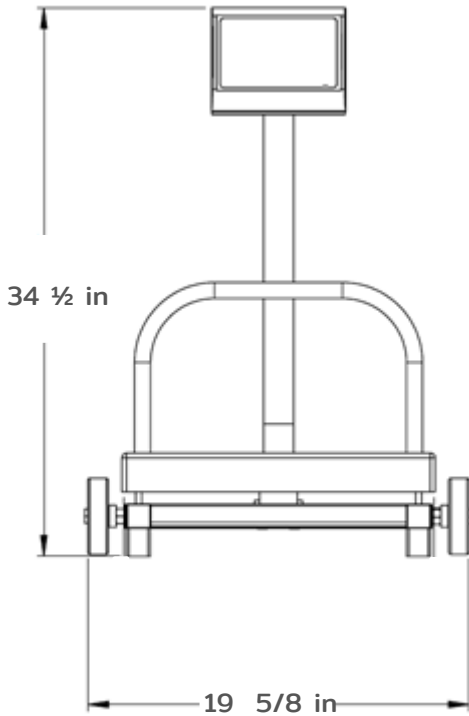


Heavy duty back wheels



SHIPPING / RECEIVING SCALE FS SERIES

Dimensions:



Product attributes

- Stainless Steel construction
- Easy and rapid assembly
- Long battery life
- Back wheels for easy movement
- Designed for heavy dut handle

Certifications



Warranty

